

# Sheltered housing in Islington



# What is sheltered housing?

Self contained homes specially designed for older people. You can enjoy the opportunity of living independently in your own flat whilst also being part of a small secure community. An intercom system ensures your home is secure and only invited guests can gain access.

If you have high care needs and require extra-care sheltered housing your social worker or care professionals will need to make a referral through the information and access team.

## Is it for me?

Sheltered housing could be for you if:

- you have mental health or physical support needs
- and, you have been accepted onto the council's housing list
- and, you are aged 55 or over (some schemes are for those aged 60 or over)



## Your support and care

A scheme manager is on call for part of the day Monday to Friday between the hours of 9am to 5pm except Bank Holidays just in case you need them. Your flat would be linked to a 24 hour community alarm system providing you with around the clock emergency cover.

All of the schemes have a garden that you can enjoy. There are lounge areas where you can meet up with other residents for a chat or just to relax. Sheltered housing should have everything you need to make your life comfortable.





# Your home

You will have your own flat:

- with your own front door
- use of guest bedrooms
- shared washing machines and laundry facilities

at some schemes:

- hairdressing lounges, computer rooms, quiet reading rooms and assisted bathrooms for those who need help and assistance with bathing.

## Extra support

If you or someone you know needs daily help with their personal care but they want to continue to live independently **Extra Care Sheltered Housing** could be the right option.

You will be given a needs assessment to find out if you are eligible.

For more information:

T **020 7527 2299**

F **020 7527 5114**

E [access-service@islington.gov.uk](mailto:access-service@islington.gov.uk)



# How do I apply?

If you or someone you know is interested in sheltered housing they can complete our self-assessment application on our website:

**[www.islington.gov.uk/housing/finding-a-home/council-housing/the-housing-register/the-housing-register-apply-now](http://www.islington.gov.uk/housing/finding-a-home/council-housing/the-housing-register/the-housing-register-apply-now)**

Or contact the housing options team on **020 757 4140**.

We will send your completed referral form to Circle 33 Trust. You will be visited by an Assessment Officer who will assess your application and give you information about the schemes available and advise you how long you may expect to wait for an offer. You should get up to two offers of sheltered housing and an assessment officer will regularly contact you.



## Where could I move to?

Circle 33 Trust, a local based housing association, own most of the sheltered housing in Islington. You will be able to view the accommodation before deciding if you want to move in. Your home would be a one-bedroom flat in one of the schemes listed below.

- Ash Court, 52 Junction Road, N19 5XP
- Belmore House, 245 Camden Road, N7 OHL
- 2 - 8 Beversbrook Road, London N19 4QF
- Brightwell Court, 121 Mackenzie Road, London, N7 8QX
- Cope House, St Luke's Estate, 58 Bath Street, London EC1V 9JQ
- Cutbush House, 57 Hilldrop Road, London N7 0QD
- Duval House, Elthorne Road, London N19 4AR
- Emmanuel Court, 147 Hornsey Road, London N7 6DT
- 53 Foxham Road, London N19 4RR
- Hawberry Lodge, 11 North Road, London, N7 9EZ
- Hillrise, Hillrise Road, London N19 3QD
- Minerva Lodge, 8 Roman Way, London N7 8XF
- Washington Court, 6 Old Royal Free Square, London N1 0YH

## Other schemes are at:


- Allyne House EC1Y 8SN (Peabody Trust)
  - Elsinore House, Denmark Grove, N1 0XY (Family Mosaic)
  - Essex Rd, N1 3XF (The Mercers Company)
  - Francis Walk, Stanmore St, N1 0LQ (Shaftesbury Housing)
  - Hanley Road, N4 3DR (Asra HA)
  - Hayward House, Penton Street N1 9UL (Family Mosaic)
  - Highbury Terrace, N5 1UP (Crown Simmons)
  - Lampson Hse, N19 5UH (Peabody Trust)
  - 73 Mildmay Street, London N1 4AQ. (\*extra care) (Notting Hill HA)
  - Penton Street and Denmark Grove, N1 (Family Mosaic Housing)
  - Queen Elizabeth House, Dove Road, N1 3LU (Anchor HA)
  - Ronald's Rd, N5 1XQ (Crown Simmons)
  - Sans Walk EC1R 0LT (The Mercers Company)
  - Spring Villas, N5 (Islington & Shoreditch HA)
  - Steve Biko Rd, N7 7JR (Asra HA)
  - 89 Ronalds Rd, N5 1XQ (Highbury View)
  - Isledon House, Prebend St, N1 8PP
- For the homes at Isledon House please contact Corporation of London Allocations Team on 020 7332 1654.**


**If you would like this document in large print or Braille, audiotape or in another language, please contact 020 7527 2000.**

 **Housing Options Team**


Islington Customer Centre,  
222 Upper Street, London, N1 1XR

 rehousing@islington.gov.uk

 020 7527 4140

 020 7527 4136

 0800 073 0536

 [www.islington.gov.uk](http://www.islington.gov.uk)

Published April 2017.



Printed on environmentally friendly paper.